



















Zoning	
	CB
	CD
	CE
	CW
	CX
	HB
	HI
	LI
	NB
	NI
	OI
	RMF
	RMX
	RP
	RR
	RS
	RT
	SI

